

KERALA TRANSPORT DEVELOPMENT FINANCE CORPORATION LIMITED

Regd Office : Level 8 (6th Floor), Trans Towers, Vazhuthacaud , Thiruvananthapuram - 695014.

Balance Sheet as at 31st March, 2016

(Amount in ')

		As at 31st March 2016	As at 31st March 2015
Particulars	Note No.		
1	2	3	4
I. EQUITY AND LIABILITIES			
1 Shareholders' funds			
(a) Share capital	2.1	438,300,000	438,300,000
(b) Reserves and surplus	2.2	717,970,456	518,585,177
2 Non-current liabilities			
(a) Long-term borrowings	2.3	9,154,403,053	8,666,139,373
(b) Other Long term liabilities	2.4	323,005,152	256,740,102
(c) Deferred tax liabilities (Net)	2.5	87,464,242	-
3 Current liabilities			
(a) Short-term borrowings	2.6	-	415,421,815
(b) Other current liabilities	2.7	6,379,058,306	6,617,375,764
(c) Short-term provisions	2.8	471,223,202	294,699,275
TOTAL		17,571,424,411	17,207,261,506
II. ASSETS			
Non-current assets			
1 (a) Fixed assets			
(i) Tangible assets	2.9	11,110,868	11,900,194
(ii) Intangible assets	2.9	2,311,295,820	115,456,935
(b) Non-current investments	2.10	11,079,000	4,879,000
(c) Deferred Tax Assets (Net)	2.11	-	2,261,394
(d) Long-term loans and advances	2.12	5,906,403,342	13,971,394,823
(e) Other non-current assets	2.13	29,157,955	31,438,053
2 Current assets			
(a) Trade receivables	2.14	4,144,558	5,802,182
(b) Cash and cash equivalents	2.15	8,856,408,011	224,958,861
(c) Short-term loans and advances	2.16	271,788,778	2,838,751,339
(d) Other current assets	2.17	170,036,079	418,725
TOTAL		17,571,424,411	17,207,261,506
Significant Accounting Policies and Notes to Accounts	1 & 2		

For and on behalf of Board

As per our Report of even date

[Signature]
K R Jyothish IAS
Chairman
Thiruvananthapuram,
25.01.2018

[Signature]
Rahul R IRB
Managing Director

[Signature]
S V Vimal
Company Secretary

For GRA & Co;
Chartered Accountants
FR.No. 010906S

[Signature]
C.A.T. Ajith Kumar FCA
Mem. No. 209348



KERALA TRANSPORT DEVELOPMENT FINANCE CORPORATION LIMITED


Regd Office : Level 8 (6th Floor), Trans Towers, Vazhuthacaud , Thiruvananthapuram - 695014.


Statement of Profit and Loss for the year ended 31-03-2016


(Amount in `)


Particulars	Notes No.	For the year ended 31st March 2016	For the year ended 31st March 2015
I. Income:			
Revenue from Operations	2.18	2,237,401,982	1,877,815,265
II. Other income	2.19	239,674,386	38,866,475
III. Total Revenue (I + II)		2,477,076,368	1,916,681,740
IV. Expenses:			
Employee benefits expense	2.20	39,036,999	28,888,233
Finance costs	2.21	1,809,890,313	1,697,946,203
Depreciation and amortization expense	2.9	73,244,960	8,036,273
Other expenses	2.22	40,059,787	36,748,637
Provisions and Write offs	2.23	224,217,930	2,810,724
Total expenses		2,186,449,989	1,774,430,070
V. Profit before exceptional and extraordinary items and tax (III-IV)		290,626,379	142,251,670
VI. Prior Period items	2.24	(9,070,030)	606,106
VII. Profit before tax (V-VI)		299,696,409	141,645,564
VIII. Tax expense:			
Current tax		63,946,547	51,160,038
MAT Credit Entitlement		(53,361,053)	-
Deferred tax		89,725,636	(26,560,471)
IX. Profit (Loss) for the period		199,385,279	117,045,997
X. Earnings Per Equity Share :			
Basic Earnings per equity share		455	267
Diluted Earnings per equity share		455	267
Face Value per equity share		1,000	1,000
Significant Accounting Policies and Notes to Accounts	1 & 2		

For and on behalf of Board


K R Mohan IAS
Chairman
Thiruvananthapuram,
25.01.2018


Rahul R IRS
Managing Director


S V Vimal
Company Secretary

As per our Report of even date
For GRA & Co;
Chartered Accountants
FR.No. 010906S

C.A.T. Ajith Kumar FCA
Mem. No. 209348



KERALA TRANSPORT DEVELOPMENT FINANCE CORPORATION LIMITED

Regd Office : Level 8 (6th Floor), Trans Towers, Vazhuthacaud , Thiruvananthapuram - 695014.

Cash Flow Statement for the year ended 31-03-2016

(Amount in `)

PARTICULARS	31.03.2016	31.03.2015
A CASH FLOW FROM OPERATING ACTIVITIES		
Net Profit Before Tax	299,696,409	141,645,564
Adjustments for:		
Depreciation	73,244,960	8,036,273
(Profit)/loss on sale of Assets	(146,789)	-
Dividend Income	(928,250)	(756,625)
Interest Income	(196,825,866)	(6,696,338)
Operating Profit before Working Capital Changes	175,040,464	142,228,874
Adjustments for:		
Decrease / (Increase) in trade receivables	1,657,624	(369,852)
Decrease / (Increase) in loans and advances and other assets	10,464,616,785	(1,546,470,613)
Increase / (Decrease) in liabilities and provisions	492,735,199	980,868,380
Cash generated from operations	11,134,050,072	(423,743,211)
Income Tax paid	(63,946,547)	(49,111,148)
MAT credit entitlements	53,361,053	-
Net Cash flow from Operating activities	11,123,464,578	(472,854,359)
B CASH FLOW FROM INVESTING ACTIVITIES		
Purchase of Fixed Assets, Changes in Work-in-progress	(2,268,354,381)	(378,725)
Proceeds from Sale of Fixed Assets	206,652	-
Increase in Non-current Investments	(6,200,000)	-
Dividend Income	928,250	756,625
Interest Income	196,825,866	6,696,338
Net Cash used in Investing activities	(2,076,593,613)	7,074,238
C CASH FLOW FROM FINANCING ACTIVITIES		
Proceeds from/(repayments of) Short Term Borrowings	(415,421,815)	415,421,815
Dividends paid during the year	-	-
Dividend Tax paid during the year	-	-
Net Cash used in financing activities	(415,421,815)	415,421,815
Net increase in Cash & Cash Equivalents	8,631,449,150	(50,358,306)
Cash and Cash equivalents in the beginning of the year	224,958,861	275,317,167
Cash and Cash equivalents in the end of the year	8,856,408,011	224,958,861
Cash & Cash Equivalents		
Cash in Hand	26,194	22,132
Cash at Bank	8,856,381,817	224,936,729
Cash & Cash equivalents as stated	8,856,408,011	224,958,861

Note : Cash flow statement has been prepared under Indirect method as set out in the Accounting Standard (AS) 3 "Cash Flow Statements".

For and on behalf of Board

K F Jayathilal IAS
Chairman

Thiruvananthapuram,
25.01.2018

Rahul R IRS S V Vimal
Managing Director Company Secretary

As per our report attached

For GRA & Co;
Chartered Accountants
FR.No. 010906S

S.A.T. Ajith Kumar FCA
Mem. No. 209348

